

Payden & Rygel

QUARTERLY PORTFOLIO REVIEW

1st Quarter 2018



PAYDEN.COM

LOS ANGELES | BOSTON | LONDON | MILAN

April 2018

The first quarter was a tale of two forces. On the one hand, the U.S. and global economic data continued to impress. The International Monetary Fund revised up its forecast for 2018 global growth by 0.2% to 3.9%, which would be the best global growth rate in nearly a decade. The U.S. added over 600,000 jobs during the first quarter—the best first quarter tally for job growth since Q1 2014.

On the other hand, financial markets stumbled. The S&P 500 fell ~0.8% and spreads on investment-grade debt widened 16 basis points.

How do we make sense of a world where markets diverge from fundamentals? Consider three things:

First, the two forces described above are not mutually exclusive. A surprisingly good economic backdrop has forced investors to rethink their views on interest rates. However, in a complex global financial system, you cannot recalibrate one market without ripple effects across others. The rates market repositioning cascaded through other markets. U.S. equities dipped, followed by global equities. Measures of volatility also jumped.

Second, the stock market is not the economy, so divergences between the two are not that unusual. We will become more concerned about financial market wobbles if/when the economic backdrop deteriorates. We will be watching the economic data carefully in Q2 for any hints that the wobbles we have seen in markets.

Third, we ask: what could derail the global expansion? Political risks are always present but nearly impossible for investors to consistently handicap. If financial conditions tighten more significantly, credit markets may be less forgiving to issuers, and the dollar could rise and impair global USD creditors' ability to repay dollar loans.

As investors, we cannot know the future, but must nevertheless prepare. Come what will, we remain keenly focused on diversification and liquidity. Our client portfolios are built to perform in good markets and bad, and we expect 2018 to be no different in that respect.

Sincerely,

A handwritten signature in black ink, appearing to read "Joan A. Payden". The signature is fluid and cursive, with a large initial "J" and "A".

Joan A. Payden

President & CEO

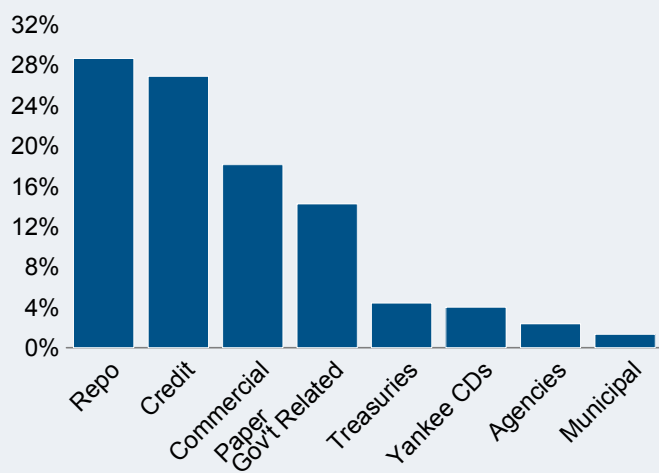
FLORIDA TRUST DAY TO DAY FUND

Portfolio Review and Market Update - 1st Quarter 2018

PORTFOLIO CHARACTERISTICS (As of 3/31/2018)

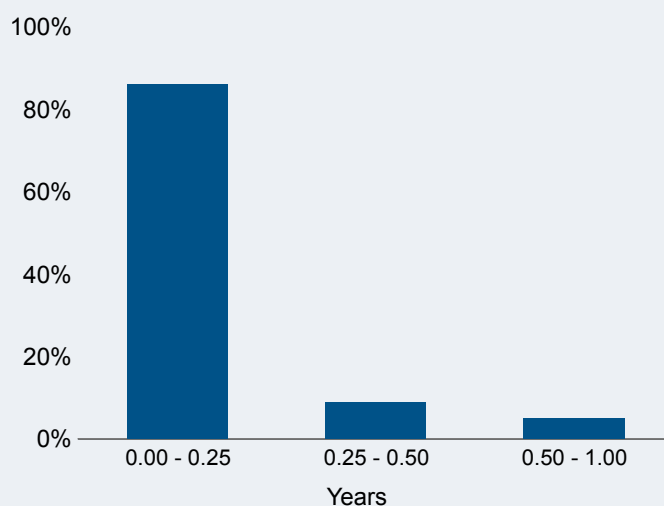
Portfolio Market Value	\$677.9 million
Fund Rating (Fitch)	AAAmmf
Weighted Average Days to Maturity	50 days
SEC 30-Day Yield (net)	1.78%

SECTOR ALLOCATION



Government/Government-guaranteed: 48%

DURATION DISTRIBUTION



PORTFOLIO RETURNS - Periods Ending 3/31/2018

	1st Quarter	Trailing 1 Yr	Trailing 3 Yr	Trailing 5 Yr	Since Inception (1/13/09)
FLORIDA TRUST DAY TO DAY FUND (gross)	0.38%	1.28%	0.78%	0.54%	0.43%
FLORIDA TRUST DAY TO DAY FUND (net)	0.37%	1.21%	0.68%	0.44%	0.32%
ICE BofAML 3-Month US Treasury Bill Index	0.35%	1.11%	0.53%	0.34%	0.25%

Periods over one year annualized



MARKET THEMES

The first quarter was accentuated by sustained positive economic support, yet volatility increased across capital markets. Strong global growth, which pushed risk assets higher in January, led to concerns by mid-quarter that inflationary pressures could resurface more quickly than expected. This caused market volatility, as equities fell from their highs and corporate spreads widened off of their tights. Jerome Powell took over as Fed chair and shifted to a more optimistic and hawkish policy tone, hiking at the March meeting, forecasting two more 25 basis point hikes in 2018, and increasing expectations for hikes in 2019 and beyond. Consequently, U.S. interest rates rose, driving front-end yields to levels not seen since 2008. As the U.S. moves away from a zero interest rate policy and companies adjust to tax reform, money markets have normalized. The passing of debt ceiling legislation allowed the U.S. Treasury to increase issuance to the largest net supply since 2010 with a front-end concentration. As a result, Treasury bill yields moved higher and short credit spreads widened, providing attractive yields and increased opportunities in short fixed income.

STRATEGY

- The portfolio holds a 50% allocation to government and government-guaranteed securities, in addition to a diversified mix of credit sectors for income generation.
- Corporate bond yield premiums widened over the quarter making shorter dated securities more attractive than they have been in years. We expect to be more active in secondary markets while participating in new issues when pricing is supportive.
- We continue to utilize floating-rate coupon bonds for their short duration profile and yield benefit in a rising rate environment.

INTEREST RATES

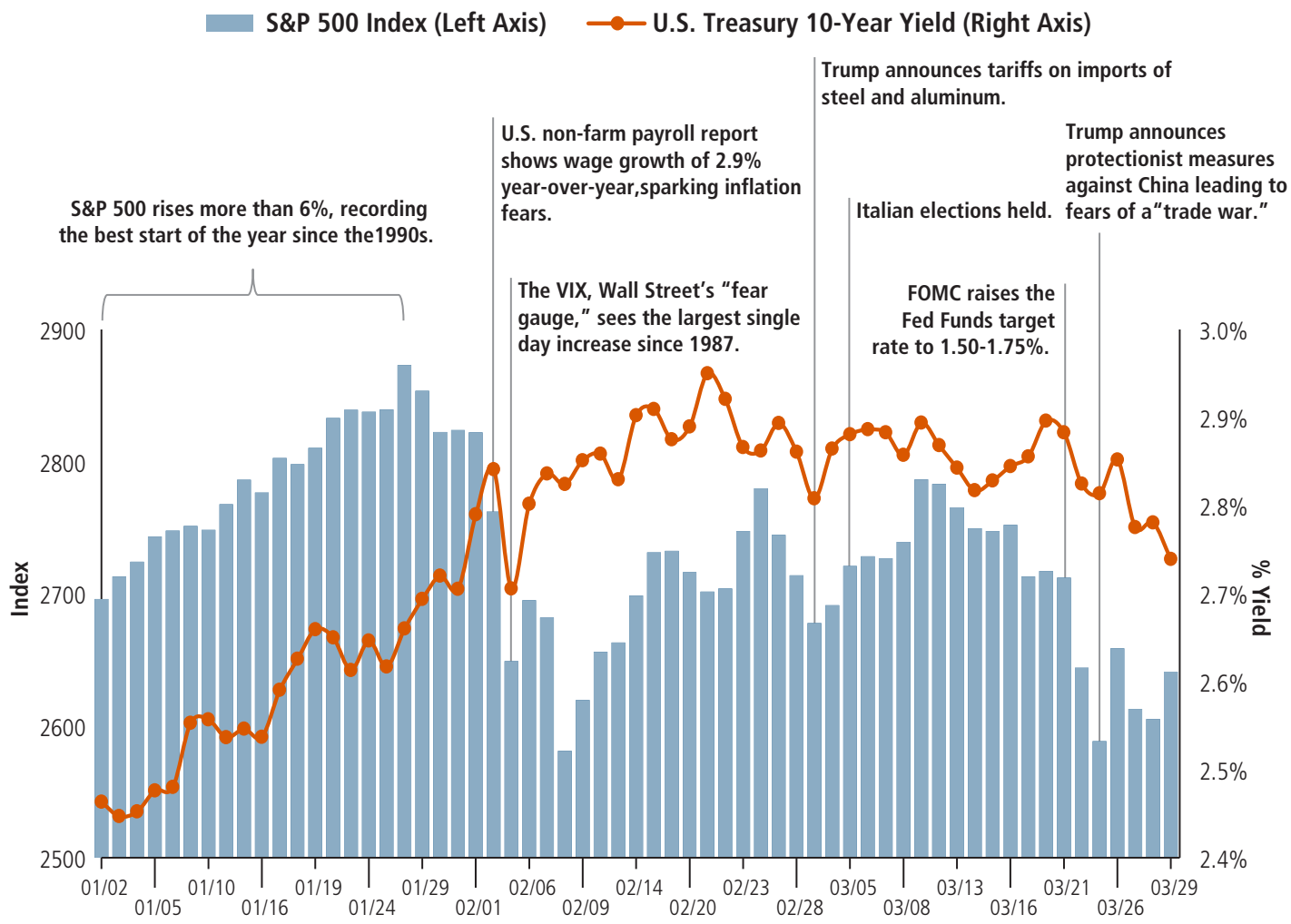
- U.S. Treasury yields moved higher by 30 to 40 basis points across the front-end of the curve, with six-month rates rising 0.38% to 1.91%. Over the past year, the yield on the six-month Treasury bill has increased 1.02%.
- Additional carry from longer out-of-index positions was offset by negative price returns from the increase in Treasury yields.
- Floating-rate positions contributed positively to performance as three-month LIBOR rose 0.62% to end the quarter at 2.31%.

SECTORS

- Ultra short corporate securities were modestly additive to performance through income generation.
- We hold SSAs (Supranational/Sovereign/Agency) securities as spread product and a diversifier from US government securities.



Key Macroeconomic Events and the Market Reaction for the First Quarter of 2018



Source: Standard and Poor's, Bank for International Settlements, Bloomberg

The first quarter looked poised to be a good one. The S&P 500 Index started 2018 on its hottest win streak since the late 1990s. The International Monetary Fund (IMF) revised up its forecast for 2018 global growth by 0.2% to 3.9%. The January U.S. labor market report showed stellar job and wage growth. And then the markets turned south and volatility spiked as the strong wage data sparked inflation fears. From there, the stock market and 10-year U.S. Treasury bounced up and down for the remainder of the quarter.

In the United States despite some financial market volatility, economic forecasts have generally improved for 2018. The quarter came to an end with Fed Chair Jerome Powell announcing the Federal Open Market Committee's (FOMC) decision to raise the Fed Funds rate to 1.50-1.75%—a move that was widely expected. The fact that the March move may have been the first of many this year is still underappreciated, at least by the bond market. Interest rates are rising, though more slowly at longer tenors, even as stocks hold their ground. If growth persists above trend, the unemployment rate falls further, and inflation heads higher over the next couple of years, the path of interest rates will be "steeper" than the market has in mind. What will next quarter's chart look like?



**OVER 30 YEARS OF INSPIRING
CONFIDENCE WITH AN
UNWAVERING COMMITMENT
TO OUR CLIENTS' NEEDS.**

LOS ANGELES | BOSTON | LONDON | MILAN

PAYDEN.COM

US DOMICILED MUTUAL FUNDS

CASH BALANCE

Payden/Kravitz Cash Balance Plan Fund

EQUITY

Equity Income Fund

GLOBAL FIXED INCOME

Emerging Markets Bond Fund

Emerging Markets Corporate Bond Fund

Emerging Markets Local Bond Fund

Global Fixed Income Fund

Global Low Duration Fund

TAX-EXEMPT FIXED INCOME

California Municipal Income Fund

U.S. FIXED INCOME

Absolute Return Bond Fund

Cash Reserves Money Market Fund

Core Bond Fund

Corporate Bond Fund

Floating Rate Fund

GNMA Fund

High Income Fund

Limited Maturity Fund

Low Duration Fund

Strategic Income Fund

U.S. Government Fund

DUBLIN DOMICILED UCITS FUNDS

EQUITY

Global Equity Income Fund

US Equity Income Fund

LIQUIDITY FUNDS

Euro Liquidity Fund

Sterling Reserve Fund

U.S. Dollar Liquidity Fund

FIXED INCOME

Absolute Return Bond Fund

Global Bond Fund

Global Emerging Markets Bond Fund

Global Emerging Markets Corporate Bond Fund

Global Government Bond Index Fund

Global High Yield Bond Fund

Global Inflation-Linked Bond Fund

Global Short Bond Fund

Sterling Corporate Bond Fund

U.S. Core Bond Fund

USD Low Duration Credit Fund

For more information about Payden & Rygel's funds, contact us at a location listed below.

Payden & Rygel

LOS ANGELES

333 South Grand Avenue
Los Angeles, California 90071
213 625-1900

BOSTON

265 Franklin Street
Boston, Massachusetts 02110
617 807-1990

LONDON

1 Bartholmew Lane
London EC2N 2AX
United Kingdom
+ 44 (0) 20-7621-3000

MILAN

Corso Matteotti, 1
20121
Milan, Italy