

Payden & Rygel

QUARTERLY PORTFOLIO REVIEW

(th Quarter 2015 Short Term Bond Fund



PAYDEN.COM

LOS ANGELES | BOSTON | LONDON | PARIS

LETTER FROM THE CEO

January 2016

Dear Client,

As investment managers, we evaluate future trends in the economy and translate them into investment decisions for your portfolios. Over the past several years, low-interest rates and concerns about when interest rates might rise dominated discussions. Well, no longer as the Federal Reserve Board raised its overnight interest rate in December. However, deeper questions remain: how fast and how far will interest rates rise and what will be the impact on the global economy?

First, we think the Federal Reserve Board will move slowly and gradually. Remember, the much-anticipated rate hike was just $\frac{1}{4}$ of 1%. The US economy is not in perfect condition and inflation is still low, so there is no urgency for the Fed to move quickly. The broad consensus view is that short-term interest rates will end 2016 around 1%. Second, other global economies face a range of economic and political challenges and global central banks seem in no rush to raise interest rates. As a result, we think low-interest rates will continue to be a dominant global theme in 2016.

However, we believe there are reasons for optimism for our longer-term prospects. For example, the United States is a leader in innovation and things are changing quickly with breakthroughs like driverless cars, delivery drones, 3D printers and 4D movies. Ultimately, innovation will provide the seeds of future economic growth and employment, though the journey may be a difficult one for workers who will need to retool their skill sets for the 21st-century economy.

The most important message we can give our clients is that we are thinking about how these factors impact financial markets. Since the global economy is so interconnected, financial markets have also converged. Investors used to look only to bonds as their income source. Today, investors look to a variety of tools including stocks, and currencies as well as bonds, to find income opportunities. We expect this trend to continue in the years ahead.

We thank you for continuing to place your trust in us. Most important, we wish health and happiness for you and your families in the New Year.

Best wishes,

A handwritten signature in black ink, appearing to read "Joan A. Payden". The signature is fluid and cursive, with the first name "Joan" and last name "Payden" clearly distinguishable.

Joan A. Payden

President & CEO

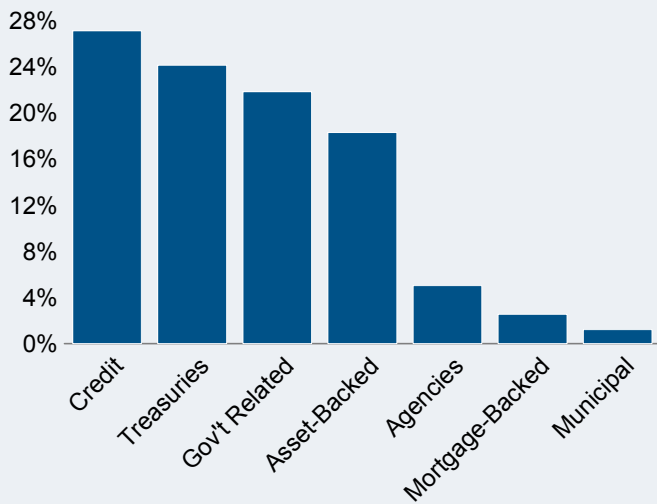
FLORIDA TRUST SHORT-TERM BOND FUND

Portfolio Review and Market Update - 4th Quarter 2015

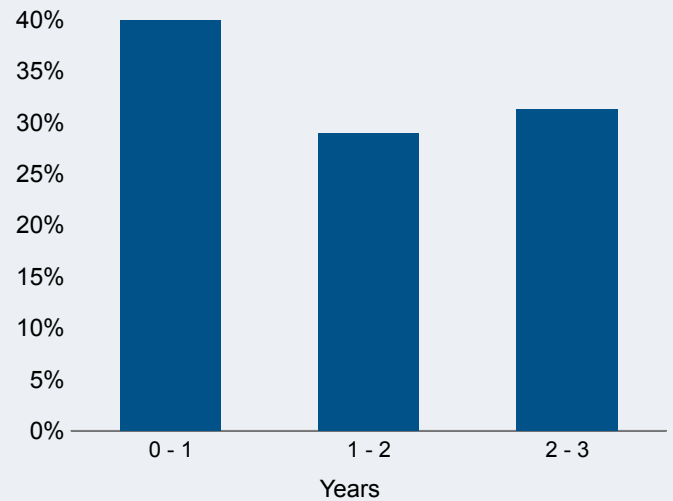
PORTFOLIO CHARACTERISTICS (As of 12/31/2015)

Portfolio Market Value	\$954.0 million
Weighted Average Credit Quality	AAA
Weighted Average Duration	1.40 years
SEC 30-Day Yield (net)	0.97%

SECTOR ALLOCATION



DURATION DISTRIBUTION



PORTFOLIO RETURNS - Periods Ending 12/31/2015

	4th Quarter	2015	Trailing 3 Yrs	Trailing 5 Yrs	Trailing 10 Yrs	Since Inception (1/1/92)
SHORT-TERM BOND FUND (gross)	-0.20%	0.74%	0.74%	1.21%	2.44%	4.09%
SHORT-TERM BOND FUND (NAV)	-0.28%	0.49%	0.49%	0.94%	2.17%	3.75%
BAML 1-3 Year US Treasury Index*	-0.44%	0.54%	0.51%	0.70%	2.42%	3.64%

Periods over one year annualized

* Taxable money market funds average prior to 02/2000.



MARKET THEMES

The Federal Reserve increased the overnight lending rate for the first time since 2006. Their decision to move rates higher by 0.25% in December was based on strength in the labor market and improvement in household spending, business investment, and housing market conditions. The yield curve flattened with shorter-maturity bond yields increasing more than longer-maturity bond yields. Credit markets were able to absorb higher rates and robust new issuance with spreads tightening modestly. However, persistent commodity weakness and increased geo-political tensions limited credit performance.

STRATEGY

- The portfolio holds a diversified mix of credit sectors for income generation and was positioned in anticipation of rising short-term interest rates, including our expectation of a hike in the Federal Funds rate before year-end. After the mid-December rate hike, we began to extend the portfolio duration. We will continue to move maturities out the yield curve to capture the higher yields now available.
- Corporate bonds remain attractive, and we anticipate maintaining our exposure through the purchase of bonds in the new issue market.
- We maintain our allocation to high-quality asset-backed and mortgage-backed securities (ABS/MBS) with short duration profiles for their yield and diversification benefits.

INTEREST RATES

- Treasury returns fell as short-maturity bonds rose 38 basis points on average during the quarter, with most of the move happening during November on the heels of strong employment data.
- The portfolio's duration position was a positive contributor to performance.
- The longer-maturity corporate positions contributed positively as price appreciation from the modest spread tightening and the higher income outweighed the negative price return from rising yields.

SECTORS

- Credit spreads tightened led by financial and auto companies as the Federal Reserve displayed confidence in the economy by raising rates. The portfolio's overweight to credit and our security selection added to performance.
- ABS and MBS spreads were mixed while the performance impact was positive due to the higher yields over Treasuries.

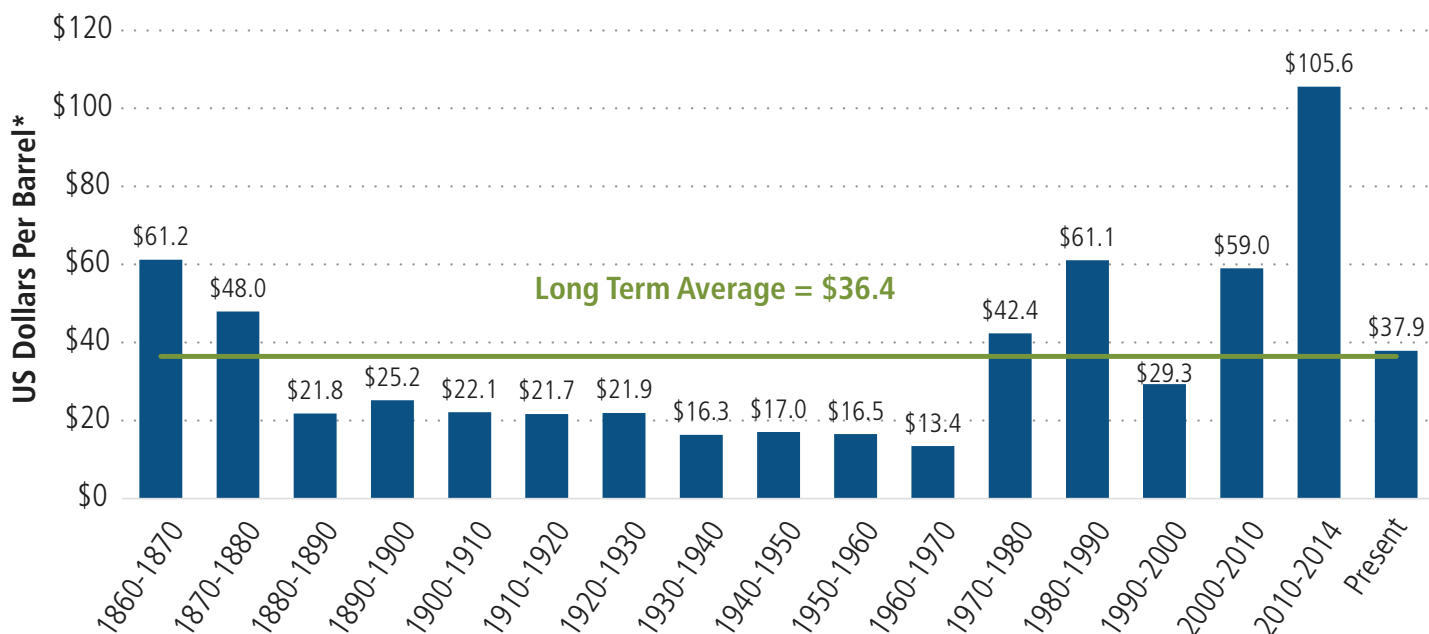


So Much for that Peak Oil Theory

The price of a barrel of oil tumbled to an 11 year low of \$34 in December, and oil's plunge impacted global markets in 2015. First we will look at the reasons behind the price decline and then we will address the market impact.

Both lower demand and excess supply drove the decline in oil. Lower demand was driven by lackluster global economic growth with the sum of goods and services rising just over 2% in 2015. A key reason for the slowdown in global growth was China. Economic output rose less than 7% in China (after years of growth rates closer to 10%) as the country attempted to realign its economy away from manufacturing and toward domestic consumption. From a supply perspective, the US and other oil producers continued to generate large quantities of oil and inventories of unsold production remained large. All things considered, and with the benefit of hindsight, lower oil prices make sense.

History of the Price of Oil on Global Markets



Sources: BP Statistical Review of Energy, Bloomberg, Payden Calculations
 * Decade averages: Inflation adjusted in 2014 dollars

But an important question remains: what is a "normal" price for oil? Many investors seem to think low oil prices are somehow abnormal. We have a different point of view. One of our favorite charts of 2015 (above) puts the dramatic oil price decline in proper perspective. Stripping out inflation, the real price of a barrel of oil simply returned to its long-term average since 1860 of \$36.40. Did the early part of this decade constitute an anomaly? We think so.

Oil's price decline goes a long way to explaining lackluster 2015 returns in both stocks and bonds. The S&P 500 index return was a modest 1.4% for the year, dragged down by the energy sector which has fallen more than 20%. Globally, equity markets of countries that import energy fared far better than those that export energy. For example, Japan's Nikkei did better than the MSCI Latin America index.



**OVER 30 YEARS OF INSPIRING
CONFIDENCE WITH AN
UNWAVERING COMMITMENT
TO OUR CLIENTS' NEEDS.**

LOS ANGELES | BOSTON | LONDON | PARIS

PAYDEN.COM

US DOMICILED MUTUAL FUNDS

CASH BALANCE

Payden/Kravitz Cash Balance Plan Fund

EQUITY

Equity Income Fund

GLOBAL FIXED INCOME

Emerging Markets Bond Fund

Emerging Markets Corporate Bond Fund

Emerging Markets Local Bond Fund

Global Fixed Income Fund

Global Low Duration Fund

TAX-EXEMPT FIXED INCOME

California Municipal Income Fund

US FIXED INCOME

Absolute Return Bond Fund

Cash Reserves Money Market Fund

Core Bond Fund

Corporate Bond Fund

Floating Rate Fund

GNMA Fund

High Income Fund

Limited Maturity Fund

Low Duration Fund

Strategic Income Fund

US Government Fund

DUBLIN DOMICILED UCITS FUNDS

EQUITY

World Equity Fund

FIXED INCOME

Absolute Return Bond Fund

Global Emerging Markets Bond Fund

Global Emerging Markets Corporate Bond Fund

Global Government Bond Index Fund

Global High Yield Bond Fund

Global Inflation-Linked Bond Fund

Global Bond Fund

Global Short Bond Fund

Sterling Corporate Bond Fund – Investment Grade

US Core Bond Fund

USD Low Duration Credit Fund

LIQUIDITY FUNDS

Euro Liquidity Fund

Sterling Reserve Fund

US Dollar Liquidity Fund

For more information about Payden & Rygel, contact us at a location listed below.

Payden & Rygel

LOS ANGELES

333 South Grand Avenue
Los Angeles, California 90071
213 625-1900

BOSTON

265 Franklin Street
Boston, Massachusetts 02110
617 807-1990

LONDON

1 Bartholmew Lane
London EC2N 2AX
United Kingdom
+ 44 (0) 20-7621-3000

PARIS

Representative Office
54, 56 Avenue Hoche
75008 Paris, France
+ 33-607-604-441