

Payden & Rygel

QUARTERLY PORTFOLIO REVIEW

**&bX Quarter 20%+
Day to Day Fund**



PAYDEN.COM

LOS ANGELES | BOSTON | LONDON | PARIS

LETTER FROM THE CEO

July 2017

Dear Client,

As we enter the third quarter of 2017, equity markets are at or near all-time highs, and volatility measures are near all-time lows.

What are the concerns of investors today? First, with the continuing expansion of the business cycle in the U.S., Europe and the U.K., the question arises will there be a shock to the markets? The second question to consider is to what extent will interest rates rise in the U.S. and globally – how much and how soon?

These concerns have been mirrored in the financial markets over the past few months as yields globally have actually moved lower, and there has been somewhat more volatility in the equity markets. We do not think these cycles are over. We continue to look for positive economic growth in the U.S., and we are cautiously optimistic about moderate expansion in both Europe and the U.K.

An aspect of financial markets that we continue to believe investors don't focus enough on is the impact of globalization. "Globalization" is a very broad term, but we have seen a major shift in world GDP from the G7 countries to the developing markets. The latter now accounts for more than 50% of global output. Another component of this is that the growing issuance of sovereign and corporate debt in various currencies actually provides more opportunities for the investor on a global basis. Lastly, the growth of investable funds worldwide has expanded rapidly to over \$110 trillion. What has not expanded as rapidly is the product to meet the demand.

Against this background, we look to take advantage of this larger opportunity set in managing your portfolio. The second half of the year will undoubtedly have some challenges and surprises, but as we always state, flexibility and liquidity are foremost in our minds.

Wishing you and your family a fun and relaxing summer.

Sincerely,

A handwritten signature in black ink that reads "Joan A. Payden". The signature is fluid and cursive, with the first name "Joan" and last name "Payden" clearly legible.

Joan A. Payden

President & CEO

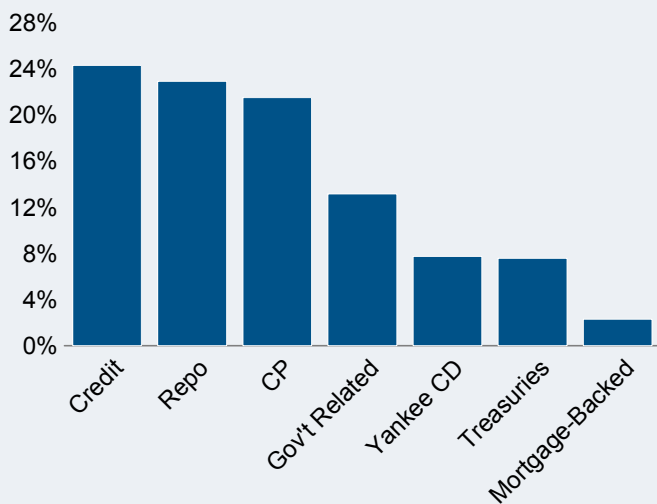
FLORIDA TRUST DAY TO DAY FUND

Portfolio Review and Market Update - 2nd Quarter 2017

PORTFOLIO CHARACTERISTICS (As of 6/30/2017)

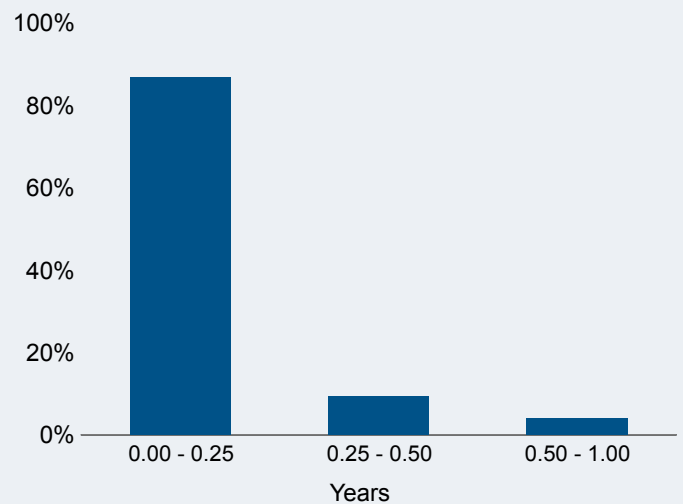
Portfolio Market Value	\$463.1 million
Fund Ratings (S&P)	AAAm
Weighted Average Days to Maturity	43 days
SEC 30-Day Yield (net)	1.07%

SECTOR ALLOCATION



Government/Government-guaranteed: 50%

DURATION DISTRIBUTION



PORTFOLIO RETURNS - Periods Ending 6/30/2017

	2nd Quarter	2017 YTD	Trailing 1 Yr	Trailing 3 Yr	Trailing 5 Yr	Since Inception (1/13/09)
FLORIDA TRUST DAY TO DAY FUND (gross)	0.27%	0.50%	0.85%	0.49%	0.38%	0.35%
FLORIDA TRUST DAY TO DAY FUND (net)	0.25%	0.45%	0.75%	0.38%	0.27%	0.24%
BAML 3 Month US Treasury Bill	0.20%	0.30%	0.49%	0.23%	0.17%	0.16%

Periods over one year annualized



MARKET THEMES

Markets marched higher through most of the second quarter before taking a breather at the end of June. The Federal Reserve's fourth interest rate hike since its tightening cycle began was met with a yawn, but plans for winding down the balance sheet piqued market participants' interest. Inflation in the U.S. was benign, while unemployment dropped to 4.3%—the lowest rate since 2001, indicating a further strengthening of the economy. President Trump faced continued delays in implementing his plans for tax cuts, deregulation, and infrastructure spending. Prime Minister May's snap parliamentary election in the U.K. backfired on her, and her party lost seats in Parliament, which weakened her plans for a quick Brexit. Increases in European consumer confidence and business expectations helped the euro reach a 52-week high. ECB President Draghi declared at the end of June that 'deflationary forces' had been mitigated, spiking tapering fears and driving yields on European sovereign debt higher. Despite the bear market in oil, risk markets remained well-bid and had positive total returns.

STRATEGY

- The portfolio holds a diversified mix of credit sectors for income generation.
- Corporate bond yield premiums remain attractive, and we expect to maintain our exposure through the purchase of bonds in the new issue market.
- We maintain a significant allocation to floating rate securities as we expect LIBOR to continue to move higher as the Fed normalizes interest rates.

INTEREST RATES

The Federal Open Market Committee raised the Federal Funds rate by 0.25% in June to a range of 1.00% - 1.25%.

- The U.S. Treasury curve flattened with the front-end moving higher while yields five years and longer were lower. The slope between six-month and two-year maturities fell from 0.35% to 0.25%.
- The additional carry from longer duration positions was partially offset by negative price returns from the move higher in Treasury yields.
- Credit and securitized holdings with floating-rate coupons added to performance as Libor continued to trend higher, increasing 15 basis points to 1.30% over the quarter.

SECTORS

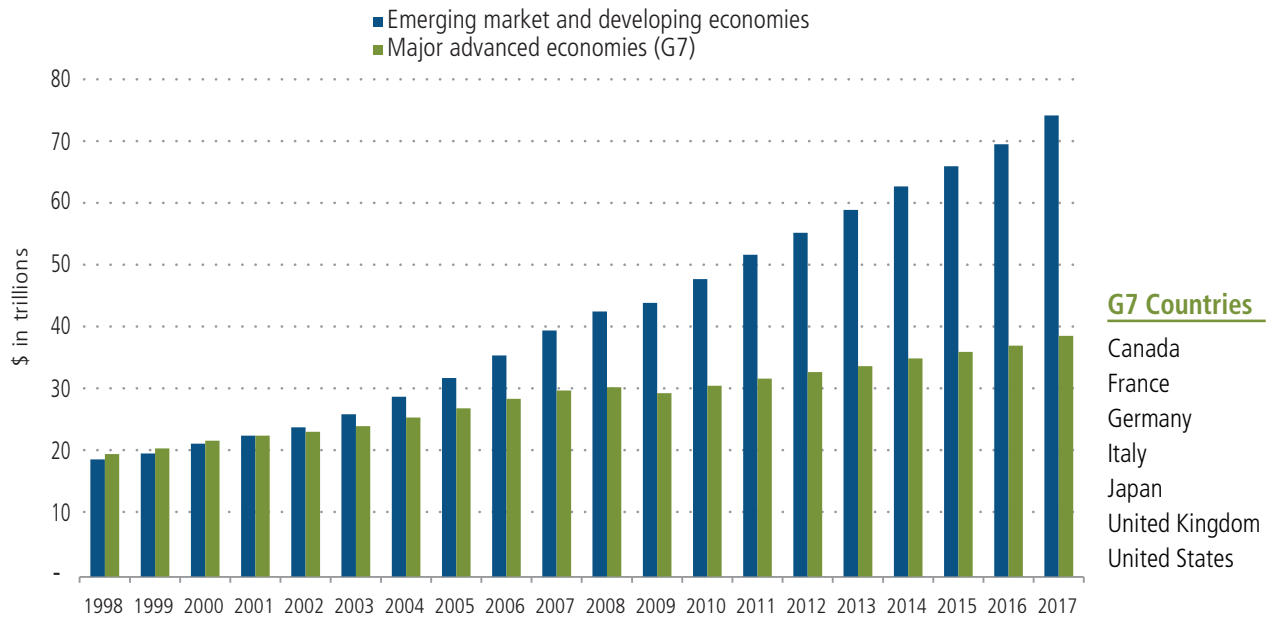
- The allocation to, and selection of, investment-grade corporate securities was additive to performance. Credit yield premiums fell as overall interest rates rose.
- We continue to hold commercial paper and Yankee CDs with favorable coupons.



MARKET PERSPECTIVE

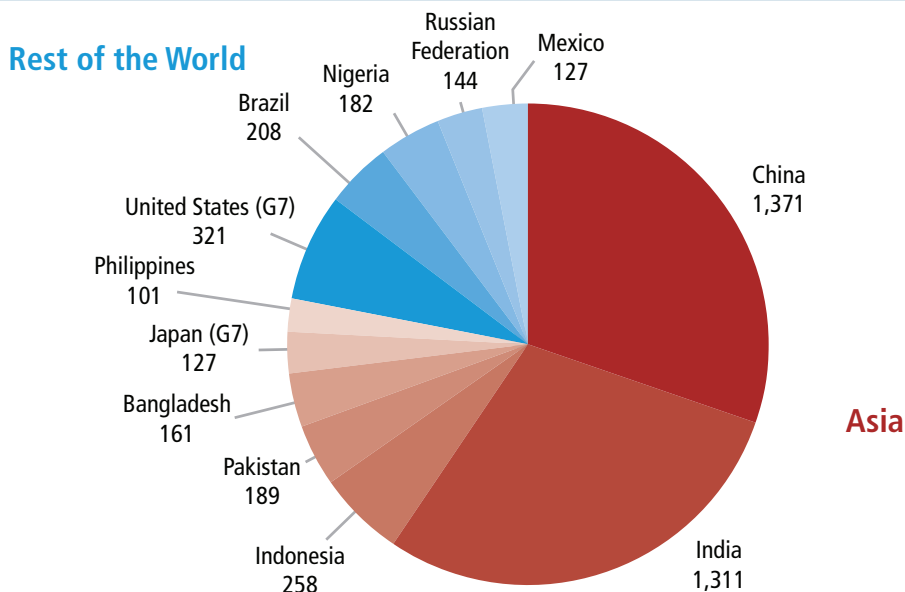
Historically, investor allocations to emerging markets have been much smaller than G7 countries. This made sense 20 years ago when developed markets were a larger share of global GDP and offered higher yields. Times have changed. Emerging market and developing economies now represent nearly two-thirds of world economic output. Investors should consider the role emerging markets play in their portfolio. An ever-changing composition of the global economy necessitates increasing allocations to global markets and leaving behind home country bias.

Emerging Market Countries Represent A Majority of Global Output



Source: WorldBank World GDP measured at purchaser prices

Asian Emerging Markets Represent the Majority of Countries with Populations Over 100 Million



Interesting Fact:
Over half the world's population, 3.8 billion people, lives in Asia.

Source: WorldBank, numbers in millions



**OVER 30 YEARS OF INSPIRING
CONFIDENCE WITH AN
UNWAVERING COMMITMENT
TO OUR CLIENTS' NEEDS.**

LOS ANGELES | BOSTON | LONDON | PARIS

PAYDEN.COM

U.S. DOMICILED MUTUAL FUNDS

CASH BALANCE

Payden/Kravitz Cash Balance Plan Fund

EQUITY

Equity Income Fund

GLOBAL FIXED INCOME

Emerging Markets Bond Fund

Emerging Markets Corporate Bond Fund

Emerging Markets Local Bond Fund

Global Fixed Income Fund

Global Low Duration Fund

TAX-EXEMPT FIXED INCOME

California Municipal Income Fund

U.S. FIXED INCOME

Absolute Return Bond Fund

Cash Reserves Money Market Fund

Core Bond Fund

Corporate Bond Fund

Floating Rate Fund

GNMA Fund

High Income Fund

Limited Maturity Fund

Low Duration Fund

Strategic Income Fund

U.S. Government Fund

DUBLIN DOMICILED UCITS FUNDS

FIXED INCOME

Absolute Return Bond Fund

Global Emerging Markets Bond Fund

Global Emerging Markets Corporate Bond Fund

Global Government Bond Index Fund

Global High Yield Bond Fund

Global Inflation-Linked Bond Fund

Global Bond Fund

Global Short Bond Fund

Sterling Corporate Bond Fund – Investment Grade

U.S. Core Bond Fund

USD Low Duration Credit Fund

LIQUIDITY FUNDS

Euro Liquidity Fund

Sterling Reserve Fund

U.S. Dollar Liquidity Fund

For more information about Payden & Rygel, contact us at a location listed below.

Payden & Rygel

LOS ANGELES

333 South Grand Avenue
Los Angeles, California 90071
213 625-1900

BOSTON

265 Franklin Street
Boston, Massachusetts 02110
617 807-1990

LONDON

1 Bartholmew Lane
London EC2N 2AX
United Kingdom
+ 44 (0) 20-7621-3000

PARIS

Representative Office
54, 56 Avenue Hoche
75008 Paris, France
+ 33-607-604-441